

## Packaging

Units are packed in cartoon boxes and the number of units per box is in accordance with following table. Units are packed in cartoon boxes and EUR dimensions wooden pallet ( plastic on request ).

Series	Diameter	Length	Pcs/Box	Weight/Box [kg]
Screw terminal	A 35mm	A=55mm	50/100	4-7
		B=80mm	50	4-6
		C=105mm	50	6-8
	B 51mm	B=80mm	30	5-7
		C=105mm	30	6-9
	C 63mm	C=105mm	20	6-8
		F=145mm	20	9-10
	D 76mm	C=105mm	12	5-7
		F=145mm	12	6-14
		K=165mm	12	6-14
		J=222mm	8	9-11
	E 90mm	C=105mm	6	7-9
F=145mm		6	9-11	
J=222mm		6	8-12	

Table 14

Series	Diameter	Length	Pcs/Box	Weight/Box [kg]
Solder pins	M 30mm	B=40mm	100	4-6
		C=50mm	100	4-6
	N 35mm	B=40mm	100	6-8
		C=50mm	100	6-8
		N=60mm	50	5-7
	P 40mm	E=75mm	50	6-8
		B=40mm	126	9-10
		C=50mm	126	9-10
		E=75mm	63	10-11
	Q 45mm	G=100mm	63	10-11
		C=50mm	30	6-8
		E=75mm	30	7-9
G=100mm		30	8-10	

Table 15

*The shown weight values depend from the type of unit packed into the box : the weight of units is a function of the capacitance value of the capacitor ( e.g. into the same can size a capacitor having a capacitance of 2200µF units differs substantially from one having a capacitance of 10000µF.*

## Waveforms

The Fig.8 indicates the most popular waveforms and the applicable current both as average and rms. value.

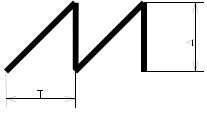
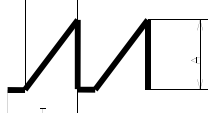
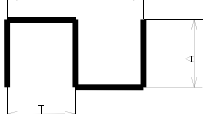
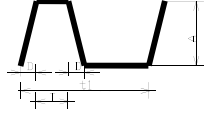
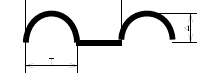
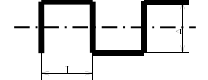
Waveform	R.m.s value	Waveform	R.m.s value
	$A \cdot \sqrt{\frac{1}{3}}$		$A \cdot \sqrt{\frac{t_1}{3 \cdot T}}$
	$A \cdot \sqrt{\frac{1}{t_1}}$		$A \cdot \sqrt{\frac{2 \cdot D + 3 \cdot T}{t_1}}$
	$A \cdot \sqrt{\frac{1}{2 \cdot t_1}}$		A

Table 16